

Konfektionering / Sömnad

Gäller: Polyester 115,
Polyester 210
Mesh Flag
Blackback
Stretch PRO
Textil Backlight

Benämning på sömnad

Basic Rakt skurna kanter



Standard: Sydda kanter, sydda kanter med öljetter, kanal, rep

Special: Plastkarbiner/krokar och insydd flaggförstärkning, förstärkningstejp, kardborre 25mm,
silicon kederlist 14 mm



TYPE 1

Top - 5 cm open sleeve (measured flat)
Bottom - stitched
Left side - reinforcing strip with carabine hooks each 50cm
Right side - stitched



TYPE 2

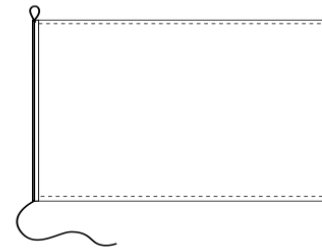
Top - sewn in reinforcing tape, eyelets each 50 cm
Bottom - stitched
Left side - reinforcing tape sewn in, eyelets each 50 cm
Right side - stitched





TYPE 3

Top – stitched
Bottom – stitched
Left side – sleeve with a hidden rope
(top – loop, bottom – sewn-in rope, 40 cm long)
Right side – stitched



TYPE 4



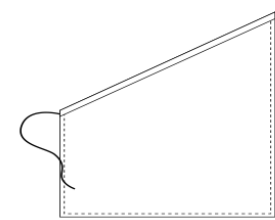
Top – stitched
Bottom – stitched
Left side – strip with carabine hooks
on top and bottom
Right side – stitched





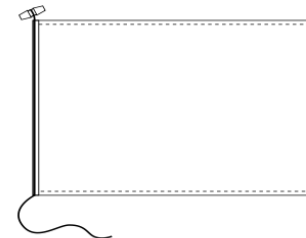
TYPE 5


Top - 5 cm sleeve (measured flat) with a sewn-in rope
(top - loop, bottom - sewn-in rope, 40 cm long)
Bottom - stitched
Left side - stitched
Right side - stitched



TYPE 6


Top - sewn in reinforcing tape, eyelets in top corners
Bottom - stitched
Left side - stitched
Right side - stitched





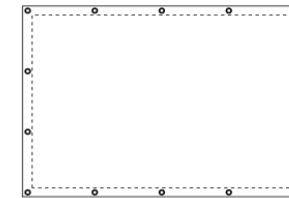
TYPE 7




Top – stitched
Bottom – stitched
Left side – stitched
Right side – stitched



TYPE 8




Top – sewn in 3 cm reinforcing tape, eyelets each 50 cm
Bottom – sewn in 3 cm reinforcing tape, eyelets each 50 cm
Left side – sewn in 3 cm reinforcing tape, eyelets each 50 cm
Right side – sewn in 3 cm reinforcing tape, eyelets each 50 cm





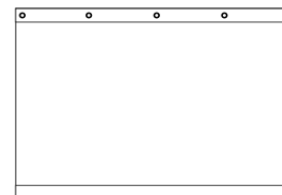
TYPE 9


Top – sewn in reinforcing tape, eyelets in top corners
Bottom – stitched
Left side – stitched
Right side – stitched



TYPE 10


Top – sewn in reinforcing tape, eyelets each 50 cm
Bottom – 5 cm sleeve (measured flat)
Left side – cut to size
Right side – cut to size





TYPE 11



Top - sewn-in reinforcing tape, eyelets in corners
Bottom - sewn-in reinforcing tape, eyelets in corners
Left side - sewn-in reinforcing tape, eyelets in corners
Right side - sewn-in reinforcing tape, eyelets in corners



TYPE 12


Top - 5 cm sleeve (measured flat)
Bottom - cut to size
Left side - cut to size
Right side - cut to size





TYPE 13


Top – 5 cm open sleeve (measured flat)
Bottom – 5 cm open sleeve (measured flat)
Left side – reinforcing strip with carabine hooks each 50cm
Right side – stitched



TYPE 14


Top – stitched
Left side – 5 cm sleeve (measured flat)
Bottom – stitched
Right side – stitched






TYPE 15

Top – 5 cm sleeve (measured flat), closed on the right side
Left side – 5 cm sleeve (measured flat)
Bottom – stitched
Right side – stitched



TYPE 16



Top – stitched
Left side – tape with carabine hooks each 50 cm
Bottom – stitched
Right side – stitched





TYPE 17

Top - 5 cm sleeve (measured flat)
Left side - stitched
Bottom - 5 cm sleeve (measured flat)
Right side - stitched



TYPE 18

Top - 5 cm sleeve (measured flat)
Bottom - 5 cm sleeve (measured flat)
Left side - cut to size
Right side - cut to size

